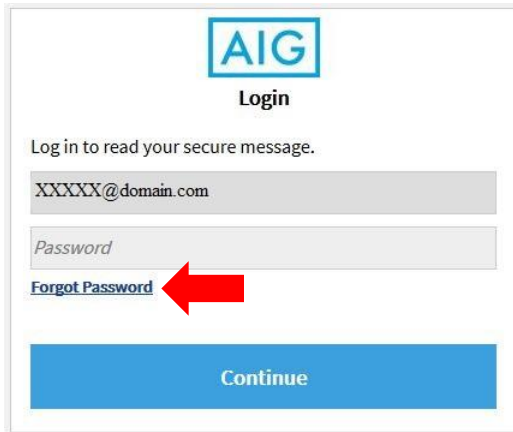


重置密碼的步驟

1. 點擊“Forgot Password”



2. 重置密碼的信息將會發送到收件人已註冊的電子郵箱

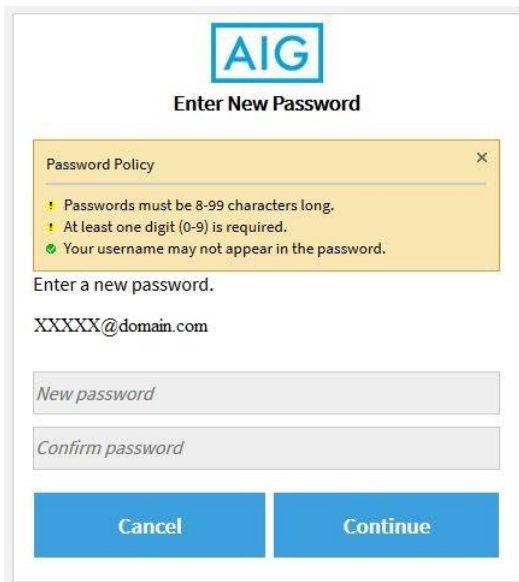
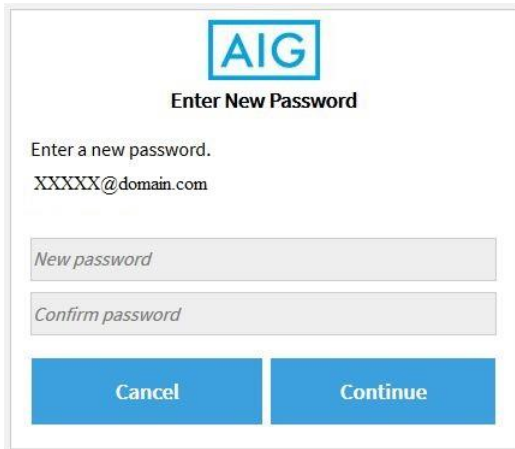


3. 收件人將會收到一封由proofpoint-pps@aig.com發出並以“Proofpoint Encryption Password Reset”為主旨的電郵

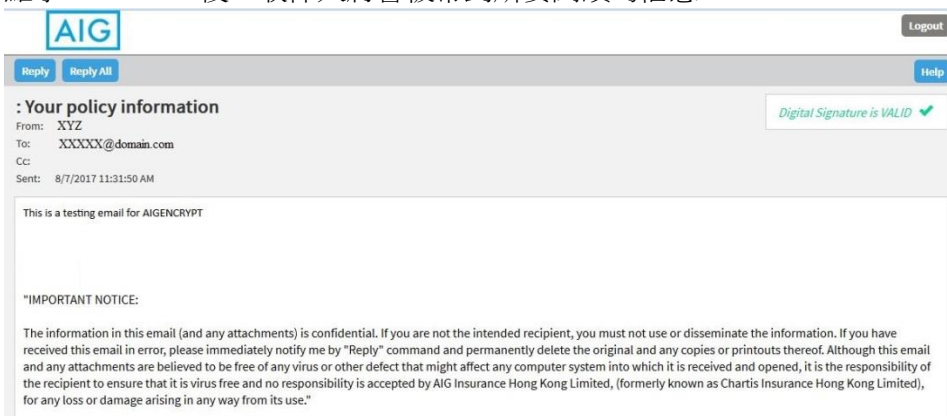


4. 點擊電郵內所提供的連結

5. 請跟從密碼政策輸入一個新密碼



6. 點擊“Continue”後，收件人將會被帶到所要閱讀的信息



: Your policy information

From: XYZ
To: XXXXXX@domain.com
Cc:
Sent: 8/7/2017 11:31:50 AM

This is a testing email for AIGENCRYPT

IMPORTANT NOTICE:

The information in this email (and any attachments) is confidential. If you are not the intended recipient, you must not use or disseminate the information. If you have received this email in error, please immediately notify me by "Reply" command and permanently delete the original and any copies or printouts thereof. Although this email and any attachments are believed to be free of any virus or other defect that might affect any computer system into which it is received and opened, it is the responsibility of the recipient to ensure that it is virus free and no responsibility is accepted by AIG Insurance Hong Kong Limited, (formerly known as Chartis Insurance Hong Kong Limited), for any loss or damage arising in any way from its use."